

ABOUT MONTEREY

The City of Monterey is a waterfront community where residents, businesses, community and nonprofit organizations, military partners, and city government work together to ensure the community retains its hometown identity, high quality of life, and natural beauty. The City of Monterey is the third-largest city in Monterey County.

Monterey is home to the Monterey Bay Coastal Recreation Trail, over two miles of beaches, a harbor and marina, two wharves, the Monterey Sports Center with two indoor pools, the world-class Monterey Conference Center, California's first public library, four community centers, 36 dedicated parks and open spaces, three fire stations, one police station, multiple parking facilities and garages, over 100 miles of public streets, the Veterans Park Campground, and El Encinal Cemetery. More than 4 million people visit Monterey County per year.



CITY LEADERSHIP

Monterey City Council members are elected by district and serve staggered four-year terms. The Mayor is elected at-large every two years and presides at City Council meetings. The Mayor and Council appoint the City Manager and City Attorney who oversee day-to-day operations and provide legal counsel, respectively.

Tyller Williamson
Alan Haffa

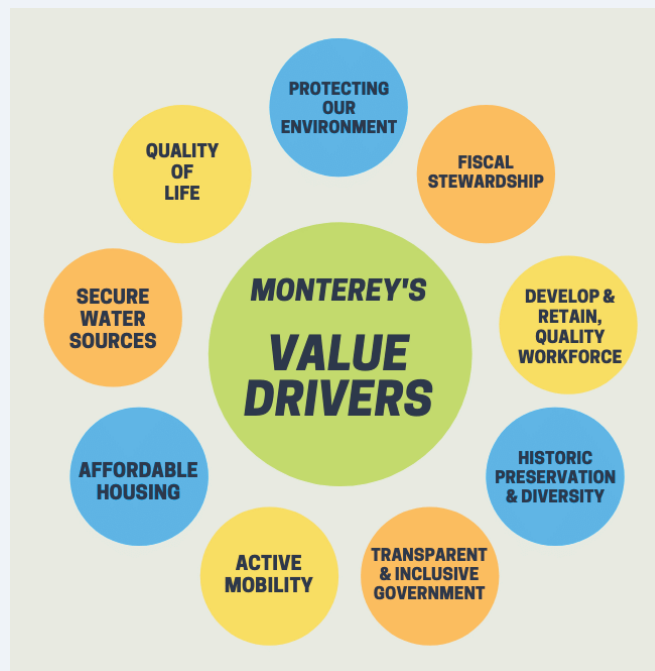
Mayor
Vice Mayor &
Councilmember
Councilmember
Councilmember

Ed Smith
Kim Barber
Gene "Gino" Garcia

Hans Uslar
Christine Davi

City Manager
City Attorney

For more information about the City's leadership, please visit monterey.org/cityhall



Monterey's Fiscal Health Philosophy: CORE

- C** Change the way we do business to be more streamlined.
- O** Operational reductions or services provided by someone else, where appropriate.
- R** Revenue enhancements through economic development, fees, taxes.
- E** Employee contracts that attract and retain talent and are financially sustainable.

MONTEREY AT A GLANCE



Population:
30,218



Founded:
June 3, 1770



Median Household:
Income: \$80,684



Land Area:
8.62 sq/miles



THE CITY OF
MONTEREY

BUDGET IN BRIEF FY 2023-24



**Monterey: A beautiful,
special place to live,
work, and visit. Anda!**

Stay engaged with the City of Monterey!
Learn more about the City's
commitment to transparency and view
the full budget at monterey.org/budget
or reach out to City staff if you have any
additional questions or would like
additional information.

fin_dept@monterey.org
(831) 646-3925
monterey.org/budget

MESSAGE FROM THE CITY MANAGER

I am pleased to present to the City of Monterey a balanced budget, which is reflective of our City's and City Council's Vision, Mission, Value Drivers, and Strategic Priorities. The budget, approved by the City Council on June 6, 2023, represents the first budget approval after the official declaration of the end of the Federal COVID-19 Public Health Emergency (PHE) Declaration. It is based on cautious-yet-optimistic projections of our revenues, and a steady and systematic approach on managing the City's expenses, which represents a solid, reasonable, and sustainable plan for Monterey's fiscal future.

-Hans Uslar, Monterey City Manager

ABOUT THE BUDGET

The City's Fiscal Year is from July 1 - June 30 each year. Development of the FY 2023-24 Budget is a several months long process, culminating in the adoption of the Budget by City Council in June.

FEB/MAR: Budget Kick-Off; Develop Revenue and Expenditures for the upcoming FY

APR/MAY: Study Session with City Council; Budget refined and prepared for adoption

JUNE/JULY: Budget Adopted by City Council; Budget Book prepared and finalized by Finance Department

PERSONNEL & SERVICES

The adopted FY 2023-24 budget includes 453.75 full-time and regular part-time positions. Additionally, the City employees approximately 300 part-time/seasonal staff.

Monterey is a full-service city, providing police, fire, street operations and maintenance, sewer and storm water utilities, planning, building inspections, engineering, housing, sustainability, facilities maintenance, custodial services, parking, harbor and marina operations, conference center, library, museums, parks, beaches, campgrounds, urban forestry, sports center, cemetery, and recreation services. Internal services include city management, legal, human resources, city clerk, information technology, finance, and property management.

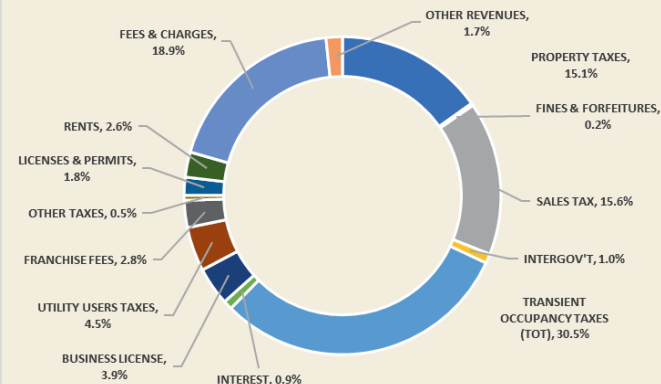
THE GENERAL FUND

The General Fund totals \$99,670,016 in revenues and \$97,872,467 in expenditures for FY 2023-24. Anticipated salary savings will ensure a balanced budget for the City.

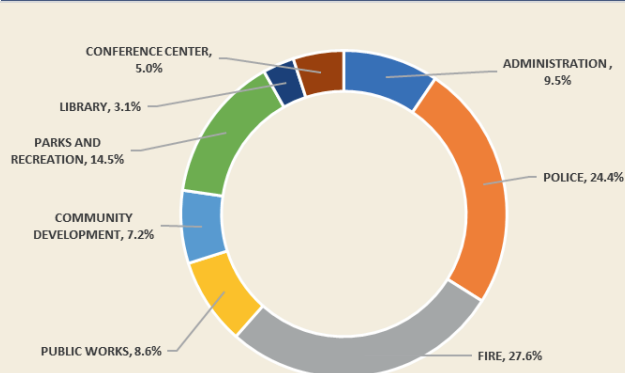
The General Fund is the major fund in the structure of the FY 2023-24 budget and is the primary operating fund of the City. It is used to account for all financial resources except those required to be accounted for in another fund. The City has more than fifty funds outside the General Fund to meet the many, various needs of the City.

The major revenue sources of this fund include Transient Occupancy Tax (TOT), Property Tax, Sales Tax, Business License Tax, Utility User's Tax, and charges for services. Approximately 85% of the City's revenues are derived from these sources.

FY 2023-24 GENERAL FUND REVENUES



FY 2023-24 GENERAL FUND EXPENDITURES



SPECIAL REVENUE FUNDS

Special Revenue Funds are special funds used within the City's finances to track the revenue and expenditures from a specific source for special purposes. The City of Monterey has more than forty Special Revenue Funds that range from supporting community improvement projects to providing affordable housing. Select funds are shown in this pamphlet below.

FY 2023-24 SELECT SPECIAL REVENUE FUNDS

Fund Name	Revenues	Expenditures*
216 - Neighborhood Community Improvement Project Fund	\$5,383,092	\$383,744
251 - Gas Tax Fund	\$666,711	\$20,000
252 - Measure P&S Fund**	\$11,852,000	-
270 - Community Dev. Block Grant Fund	\$733,840	\$1,190,556
650 - Presidio of Monterey Fund	\$13,794,936	\$15,766,486
807 - Tidelands Fund	\$3,446,101	\$3,661,129

*Does not include Capital Improvement Projects
**Mesaure P&S expenses are comprised of CIP Projects

CAPITAL IMPROVEMENT PROGRAM (CIP)

The City of Monterey is committed to improving the conditions of Monterey through preventative maintenance and repairs to preserve City facilities and infrastructure. CIP encompasses street and roadway improvements, park projects, facilities infrastructure improvements, and other large-scale capital projects.

The FY 2023-24 adopted budget provides a total of \$21.9 million across nine different funds to provide the community of Monterey with much needed enhancements.

FY 2023-24 CIP FUNDING

Fund	Amount
101 - General Fund	\$2,000,000
251 - Gas Tax (Highway User Tax - HUTA)	\$400,000
252 - Measure S	\$14,750,000
257 - Measure X	\$1,600,000
258 - Road Maintenance and Rehab (\$B1)	\$700,000
279 - Sewer Fund	\$400,000
600 - Marina Fund	\$500,000
625 - Parking Fund	\$1,100,000
807 - Tidelands Fund	\$450,000
TOTAL CIP	\$21,900,000